



1. Print the PDF file.



2. Cut out the shapes (ideally using a cutter).



3. Fold along the dotted line forms.



4. Proceed the flaps bonding to create the shapes (ideally using a brush)



5. Here are the parts after gluing.

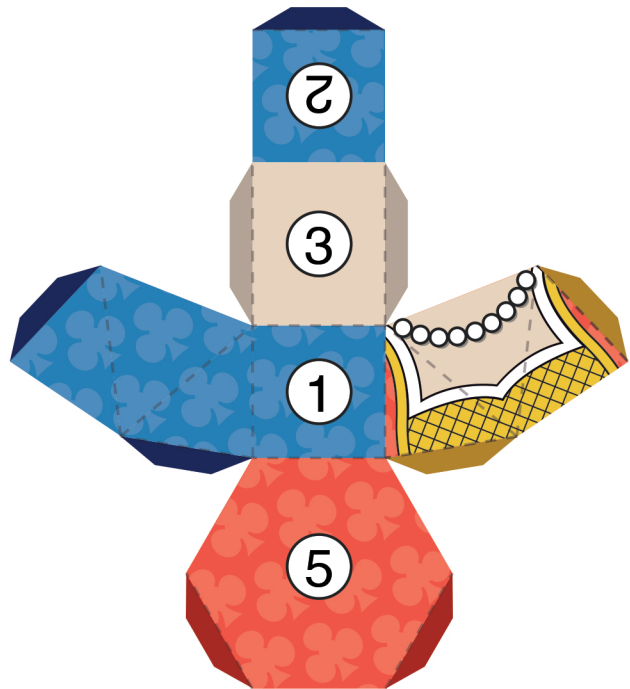
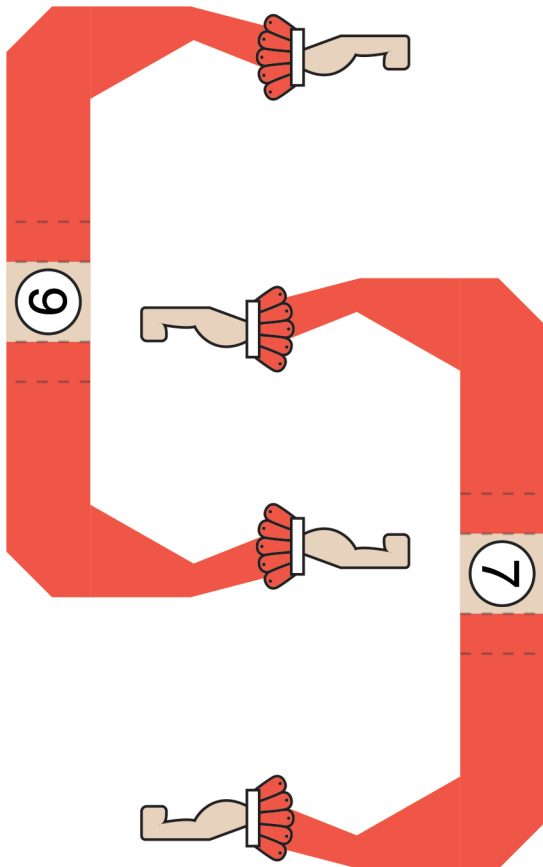
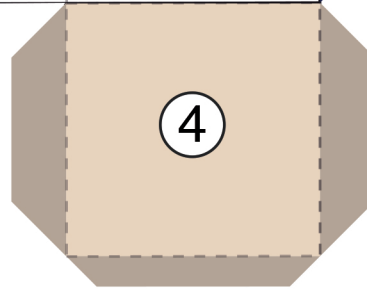
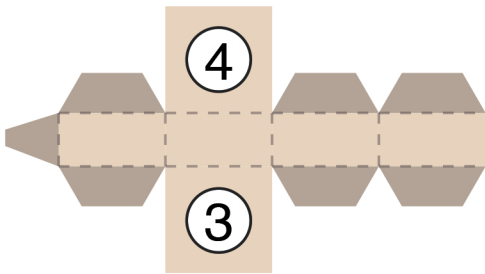



6. Now you need to assemble the pieces together following the numbers. 1 with 1, 2 with 2...



7 et 8. Well done! You can now enjoy your achievement.





Cut out the shapes



Fold along the dotted line forms.



Assemble the pieces together following the numbers. 1 with 1, 2 with 2...

